



**MATERIALS
OPTIMISATION**

**LIFECYCLE
SOLUTIONS**

MATERIALS OPTIMISATION INNOVATIVE MAINTENANCE SOLUTIONS

FASTER, EASIER, AND MORE COST-EFFECTIVE MATERIALS MANAGEMENT

Keeping your Plant ready for the day's operation requires a dependable flow of crucial parts, materials, and knowledge. We're dedicated to delivering the materials, offering innovative services, and understanding your need to keep your maintenance operations running at optimum efficiency—so your plants are available to earn revenue.

Customer-based solutions

From efficient and timely transactions to supply chain management programs, WGE and our industry partners provide you with the right solutions to get parts, information, and materials to you when and where you need them.

A component of **LIFECYCLE SOLUTIONS**, Materials Optimization capabilities include integrated materials management strategies, rotatable support programs, and the innovative e-Stock program providing consumable parts.

Tailored to the way you do business

No single solution fits every Plant. You can rely on us to work with you to tailor a solution that complements your business strategy. WGE provides expendable, rotatable, repairable, and consumable parts to customers around the globe. Our products and services include WGE proprietary, industry standard, and vendor proprietary parts; leasing and exchange options; and repair and overhaul services.

Single point of contact

As your single point of contact for your materials management needs—from traditional spare parts support to innovative component exchange programs—we can help you reduce the cost of maintaining your plants.

We constantly evolve the way we do business to make every step of materials management easier, faster, and more cost effective for our customers.



MATERIALS OPTIMISATION CUSTOMER-BASED SOLUTIONS


**ROTABLES
AND EXPENDABLES
SERVICES**

**PLANNING
AND CONTROL**

PART PAGE

**SERVICE-READY
SUPPORT**

**GLOBAL
SPARES NETWORK**



Rotables and Expendables Services are a set of comprehensive and flexible Industrial business solutions to simplify customer operations and manage costs to a predictable level, based on Plant use.

24/7/365 WGE Support means we are working whenever you are working. Should your plant become disabled, our WGE representatives and technical support specialists will help you return it to service, wherever in the world it happens to be, with 24-hour-a-day, 7-day-a-week, despatch reliability.

PART Page gives you direct online access to the extensive plant parts information and ordering system.

Service-ready support means the products, services, and information you need to make the best technical and inventory decisions are available when you need them—from day one of entry into service.

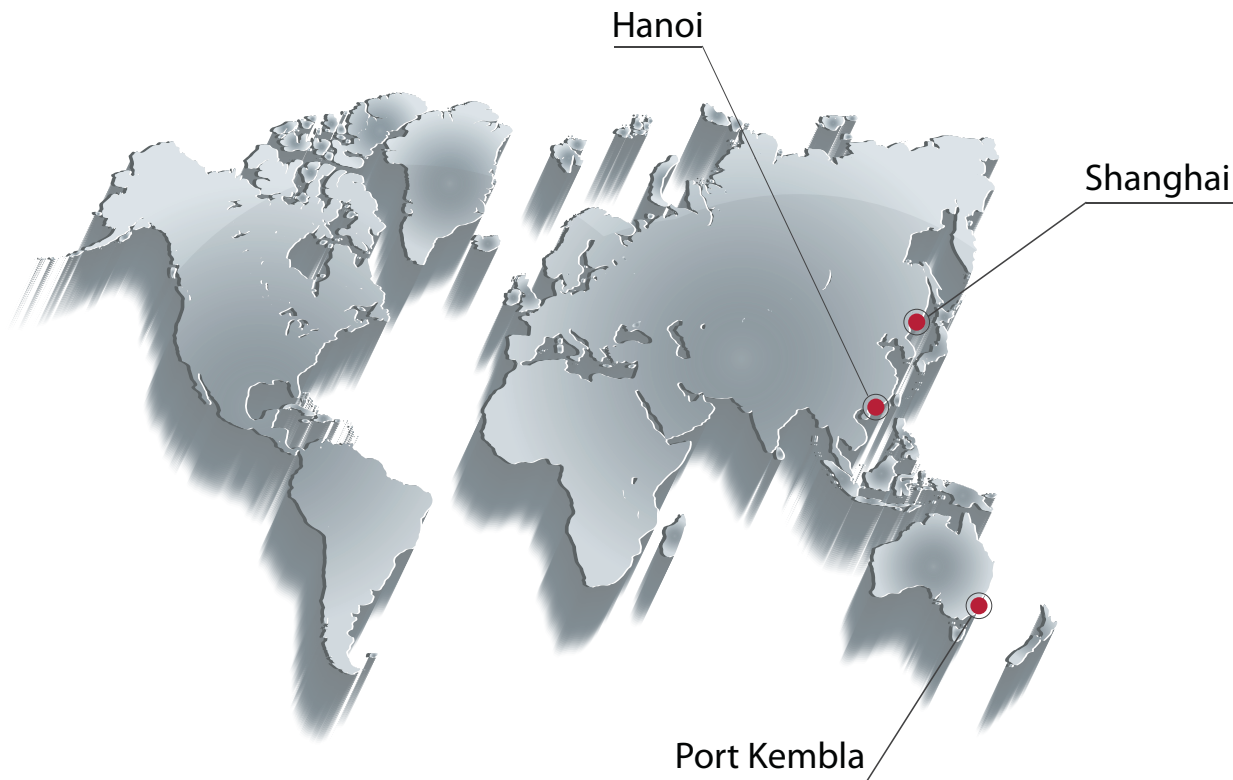
Global Spares Network enables simple and efficient inventory control thanks to Two distribution centers, strategically located across the globe, linked and controlled by advanced digital systems, to ensure timely availability of the parts you need.

PARTS AVAILABILITY GLOBAL SPARES NETWORK

MATERIALS MANAGEMENT DISTRIBUTION CENTRES

WGE holds Heavy industry's most comprehensive spare parts sales and distribution network. An inventory system that includes more than 500,000 types of parts is dedicated to help plants around the world dispatch their products on schedule.





Flexible logistics planning

Distribution centers in Australia and South East Asia facilitate logistics management. The option to specify which distribution centers will be used for parts shipments gives customers the opportunity to optimize transit time and minimize shipping costs and to reduce the carbon footprint of parts delivery.

Worldwide locations for timely service

Two distribution centers are strategically located around the world and linked by advanced digital systems to ensure prompt and punctual spare parts delivery. Up-to-the-minute inventory information is available on demand to keep your plant operating at optimum productivity.


GLOBAL DISTRIBUTION CENTRES



SERVICE-READY SUPPORT SINGLE POINT OF CONTACT

TECHNICAL EXPERTISE FROM THE EQUIPMENT MANUFACTURER

We actively collaborate with our suppliers to continuously improve support and performance. We advocate for our customers to resolve supplier performance issues. We facilitate and host meetings with customers and suppliers to address service-ready and sustaining support issues.



An on-going resource

To help you use your inventory and budget more effectively, WGE offers technical expertise on a broad range of spares issues, such as part interchangeability and substitutions. We can help you develop a level of materials management that suits your operations needs and reduces inventory holding cost, without jeopardizing production and maintenance schedules.

Customized provisioning

We offer a wide range of products and services that provide the information you need to make the best inventory decisions in support of entry

into service. We also work with you to develop a provisioning program adapted to your plant and customized for your operations.

Provisioning products	The Recommended Spare Parts List (RSPL) can be tailored to your operations, your budget, and the provisioning program that you've developed with us. We use data from your customized RSPL to develop a spares purchasing plan and schedule. Our phased provisioning programs identify inventory needs from initial provisioning through heavy maintenance visits and help you make the best use of your inventory budget. With phased provisioning, you order and receive parts when they are needed, helping you schedule expenditures and reduce inventory-holding costs.
Part interchangeability and substitutions	MyPlantSpares provides the approved WGE engineering data you need to make part replacements and substitutions on your plant. Real-time online access to data reduces maintenance downtime for spares-related problems, increasing dispatch reliability.
Spares technical engineering	STEPS gives you real-time access to the engineering-approved data you require to make informed decisions. Information on provisioning, part interchangeability, and substitution are available through MyPlantSpares.

PART PAGE EASY PROCUREMENT MANAGEMENT

FAST, EASY ACCESS TO THE INFORMATION YOU NEED


Managing the procurement process is easy with the WGE part Analysis and requirement tracking (part) page. Part page is the WGE Material Management Web site that enables you to research, get quotes, order, and track parts on line.

Simple to use


Part page is easy to use and accessible to any authorized WGE customer. Part page security safeguards allow customers to specify the level of personnel authorized to place or view orders. With the WGE Part page, managing the procurement process is easy, and access is free—directly or through MyPlantSpares.

Cuts research time

Direct access to our extensive part information and ordering system allows you to place new orders quickly, revise existing orders, check parts availability, and track orders in real time. the time savings can help you reduce maintenance cycle times.




Part Page



Locking Plates

In Stock: 71 Units



GIS ID: WGE-HDC-BSL-10182524

Item Specifications	Item Location	Item History	Item Statistics
---------------------	---------------	--------------	-----------------

Client Material Number: 10182524

Client Drawing Number: 43031 [Click To View Drawing](#)

Client Item Number: A

Unit Sell Price: \$26 + GST

Client Department: Raw Materials

[Request Stock](#)

24/7/364 WGE SUPPORT KEEPING YOUR PLANT PRODUCING

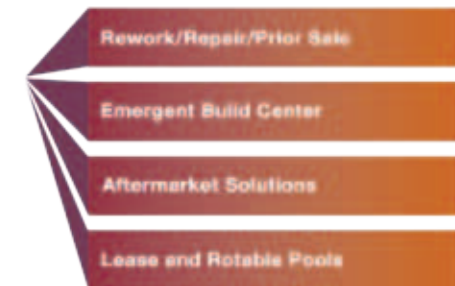
Should unanticipated events put one of your plants out of service, WGE is ready to despatch the help you need—24 hours a day, 7 days a week, 365 days a year—anywhere in the world. We have a well-established history of reacting swiftly to any customer requirement.

Full-spectrum support

SWIFT REPOSINSE TO UNANTICIPATED EVENTS

Our immediate objective is to return the plant to as-new condition as quickly as possible, using the full resources of WGE data and expertise. Beyond the physical repairs, this includes handling diagnosis, repairs, logistics, parts procurement, warranty and certification issues, and more. the result: your plant is back online producing with as little disruption to your schedules as possible.

WGE USES MANY CHANNELS TO PROVIDE WGE PART SOLUTIONS



ROTABLES AND EXPENDABLES SERVICES COMPREHENSIVE BUSINESS SOLUTIONS

ENABLING YOU TO FOCUS ON CORE ACTIVITIES

The cost of holding, storing, and reordering rotatable components and expendable materials ties up resources that your company could use to strengthen its core business activities. WGE offers integrated materials management and component exchange and overhaul programs that can be tailored to your business strategy.



Sharing the risk

The integrated Materials Management program transitions responsibility for ordering, distributing, and forecasting use of expendable parts and materials to WGE

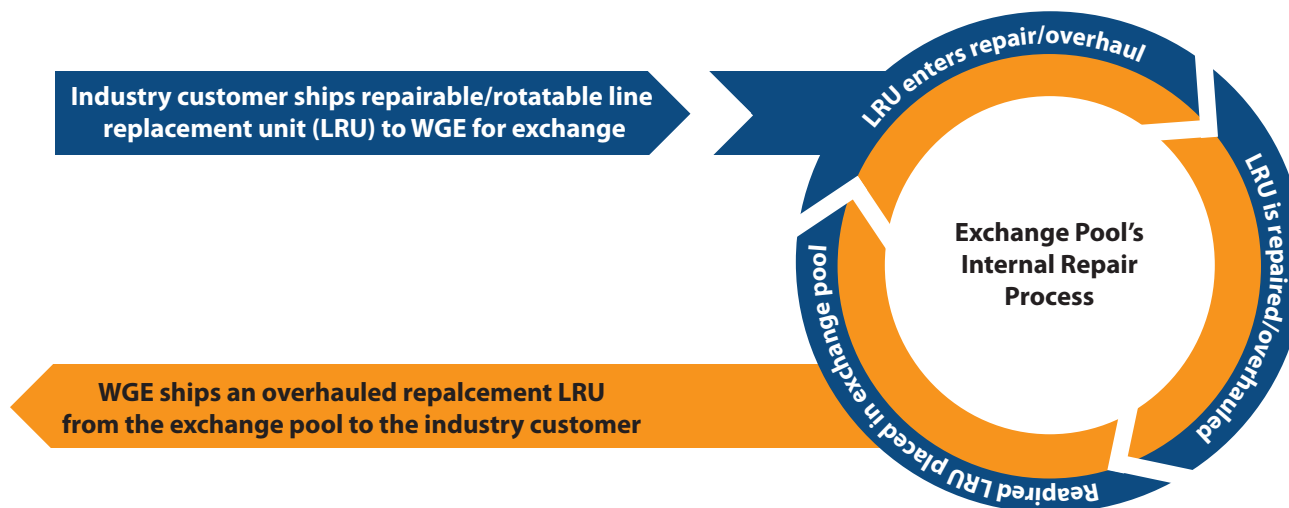
We use actual usage data and trend analysis to ensure that you have the materials you need, while reducing storage requirements and materials waste.

Efficient overhaul and repair

Operators can minimize their investment in rotatable inventory and component maintenance costs. Our rotatable services programs provide high-value dispatch-critical parts. The Gearbox Overhaul and exchange program is your single source for your gearbox requirements.

With all of our rotables and expendables services, you are free to focus on what you do best—keeping your plants online and earning revenue.

WGE USES MANY CHANNELS TO PROVIDE WGE PART SOLUTIONS



From timely transactions to supply chain management, WGE Materials Optimization provides you with the right part, at the right place, at the right time.

WGE Group

Marketing

P.O. Box 1005

Unanderra DC NSW 2526

Australia

www.wgegroup.com

www.newplantspares.com

The statements contained herein are based on good faith assumptions and provided for general information purposes only. These statements do not constitute an offer, promise, warranty or guarantee of performance. Actual results may vary depending on certain events or conditions. This document should not be used or relied upon for any purpose other than that intended by WGE.